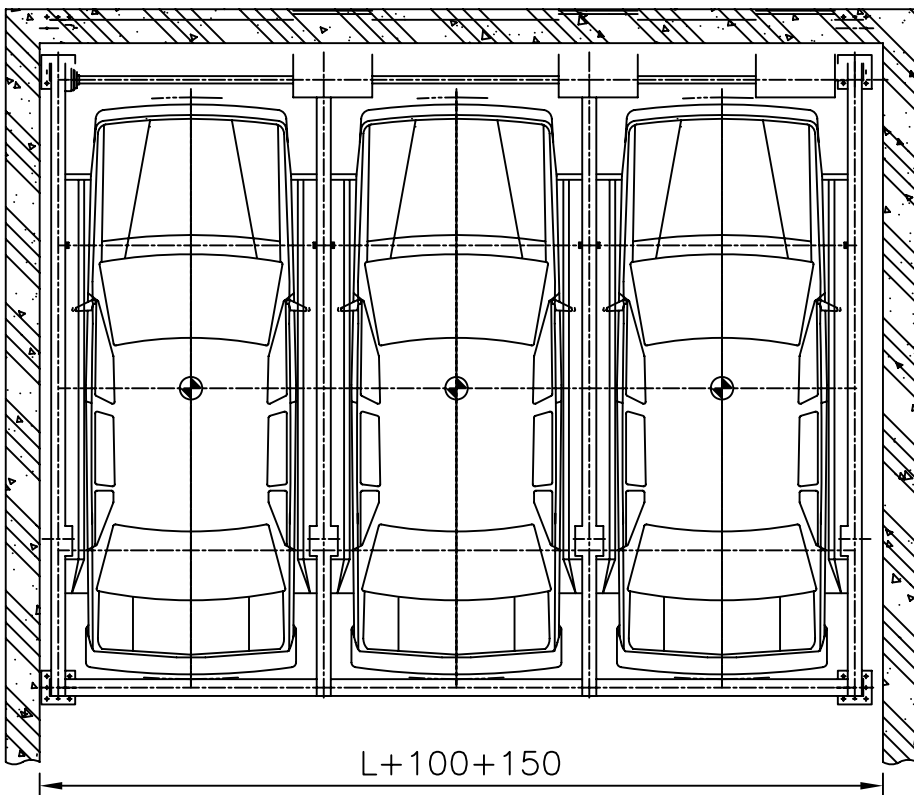
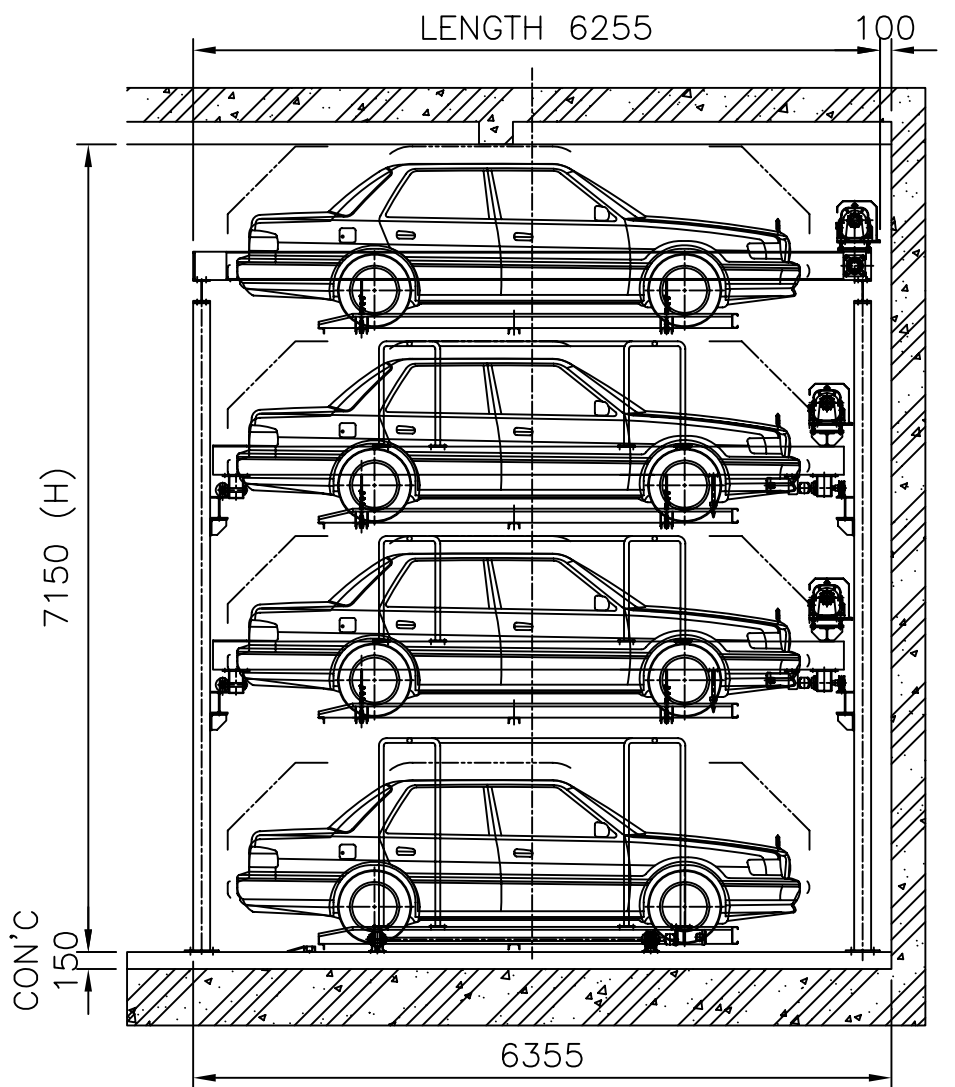
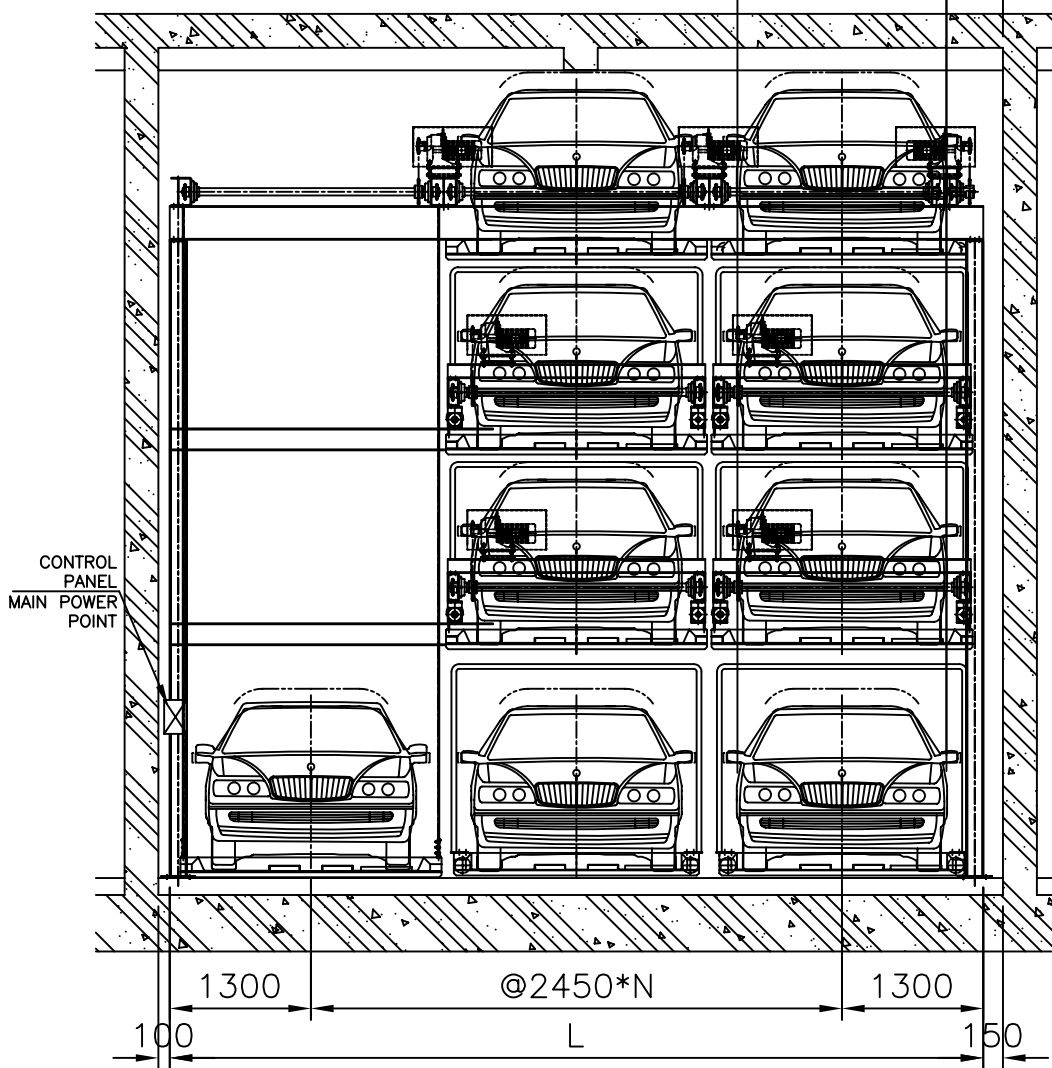




4 LAYER TYPE (VERTICAL/HORIZONTAL SYSTEM ; NIRMAL or LARGE SIZED CAR)



CAR WIDTH
1900 500



Standard Specification

Model	4 layer type		
Acceptable spec.	length	5120	MM
	width	2060 (included side mirror)	MM
	height	1550	MM
	weight	2100	KG
Vertical/Horizontal	Motor	3.7Kw x 4P	
	Speed	5 M/MIN	
2Flr., 3Flr. Travelling	Motor	0.4Kw x 4P	
	Speed	8 M/MIN	
1Flr. Travelling	Motor	0.4Kw x 4P	
	Speed	10 M/MIN	
Power	AC220/380V,60Hz,3φ-4W+E		
CONTROL	P. L. C		

Standard Dimensions

N	1	2	3	4	5	6	7	8
capacity	5	9	13	17	21	25	29	33
L (MM)	5200	7700	10200	12700	15200	17700	20200	22700
N	9	10	11	12	13	14	15	16
capacity	37	41	45	49	53	57	61	65
L (MM)	25200	27700	30200	32700	35200	37700	40200	42700

* If different standard spec.
from structure's, required to contact us
* RV is excluded, required to contact us

Remarks

1. If you need to set sprinkler, please contact to us
2. Possible to anchor in the base of parking lot and wall Required to construct trench (to flow water) without intervention in the base of metal frame
3. Required to set ventilation system
4. Main power dragging to control panel
5. Required to set lighting and electricity system in underground.
6. Required to set safe handrail or security fence at other sides except front side.

P A R K

A C C E S S